

Constant Contact Survey Results

Survey Name: Membership 2012 Survey

Response Status: Partial & Completed

Filter: None

12/20/2012 3:21 PM MST

Since 2010 how has the economy been for the organizations you represent?

Answer	0%	100%	Number of Response(s)	Response Ratio
Down			6	30.0 %
Stable			9	45.0 %
Up			4	20.0 %
both over those 2 plus years			1	5.0 %
No Response(s)			0	0.0 %
Totals			20	100%




Since January 2010, have your number of members -

Answer	0%	100%	Number of Response(s)	Response Ratio
Dropped 3% or more			1	5.0 %
Dropped 0-3%			4	20.0 %
Remained stable			10	50.0 %
Increased 0-3%			4	20.0 %
Increased 3% or more			0	0.0 %
No Response(s)			1	5.0 %
Totals			20	100%




Since January 2010 have your membership rates

Answer	0%	100%	Number of Response(s)	Response Ratio
Decreased by 3% or more			1	5.0 %
Decreased by 0-3%			0	0.0 %
Remained the same			12	60.0 %
Increased by 0-3%			4	20.0 %
Increased by 3% or more			2	10.0 %
No Response(s)			1	5.0 %
Totals			20	100%





Do you have a membership benefit schedule or some program where they receive more benefits based on higher dues levels?

Answer	0%	100%	Number of Response(s)	Response Ratio
Yes			1	5.0 %
No			16	80.0 %
Not applicable			3	15.0 %
No Response(s)			0	0.0 %
Totals			20	100%

Do you have a staff or contract person whose sole responsibility is membership?

Answer	0%	100%	Number of Response(s)	Response Ratio
Yes			1	5.0 %
No			18	90.0 %
Not Applicable			1	5.0 %
No Response(s)			0	0.0 %
Totals			20	100%

What is the size of your association budget?

Answer	0%	100%	Number of Response(s)	Response Ratio
Less than \$100,000			1	5.0 %
\$100,001 to 200,000			3	15.0 %
\$200,001 to \$400,000			5	25.0 %
\$400,001 and above			11	55.0 %
No Response(s)			0	0.0 %
Totals			20	100%

What is the size of your association staff (count part time as .5)?

Answer	0%	100%	Number of Response(s)	Response Ratio
.5 to 1.5			4	20.0 %
2.0 to 3.5			10	50.0 %
4.0 to 6.0			4	20.0 %
6.0 to 8.0			0	0.0 %
8.5 or larger			2	10.0 %
No Response(s)			0	0.0 %
Totals			20	100%